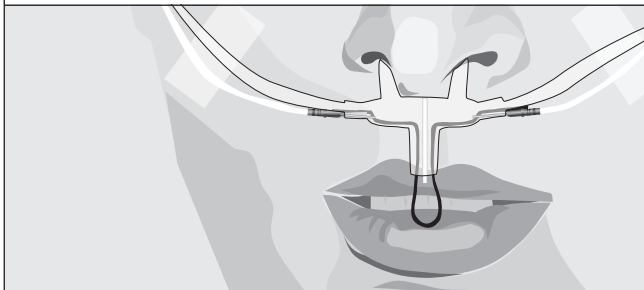


SleepSense®

The Sensor Solutions Company

ThermoCan™ 2-Ft Adult Thermal Cannula
/ Female Luer
Canule thermique pour adulte ThermoCan™ de 60cm
/ Luer femelle
Cánula térmica de 60cm para adultos ThermoCan™
/ Luer hembra
ThermoCan™ 60cm Cannula adulti
/ Luer femmina
ThermoCan™ 60cm Thermokanüle für Erwachsene
/ Weiblicher Anschluss (Luer)



Use by:
YYYY / MM

LOT 00000000
REF 15808-2

S.L.P. Ltd.

62 Mordechai Anilevitz St.
Tel-Aviv, 6706016, Israel
Tel: +972 3 6870640
Fax: +972 3 5371282

S.L.P. Inc.

2511 Technology Dr.,
Suite 112 Elgin, IL 60124, USA
Tel: +1 (630) 513 7479
Fax: +1 (630) 513 8478
E-mail: info@sleepsense.com

CH REP

Arazy Group GmbH
The Squire 12,
Am Flughafen,
60549 Frankfurt am Main,
Germany

EC REP

**Arazy Group
Switzerland GmbH**
Bruderholzallee 53, 4059
Basel, Switzerland

UK

UK Responsible Person:

Medes Ltd.
5 Beaumont Gate,
Shenley Hill, Herts,
Radlett D77AR, England,
United Kingdom

www.sleepsense.com

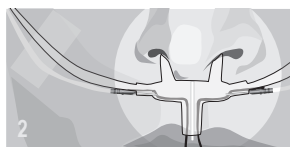
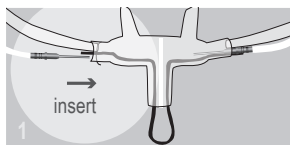
Toll-free(U.S.): 888-slp-sens (757 7367)

Item N15808-2 - ver.3.1 [Side A]

Made in China.

Directions for Use

- Connect the thermal cannula using Sleepsense interface cable by inserting metal plugs on either side of the nose piece. (figure 1).
- Position cannula on face, inserting nasal prongs into nostrils. (figure 2).
- **IMPORTANT:** Adjust oral prong so that thermal wire loop is positioned in front of mouth. (figure 3).
- Connect interface cable to the PSG system.
- Ask the patient to breath through his nose and mouth and ensure that clear signals are recorded.



Indications for use

SleepSense sleep-lab sensors provide a qualitative measure of sounds, respiratory-effort, flow, body position or limb movements, for recording on an approved data acquisition system.

They are intended for use on children and adult patients who are screened during sleep disorder studies at a sleep laboratory or the patient's home.



Warnings and Precautions

- **Caution:** This product is for diagnostic purposes only and is not to be used as an apnea monitor or in a life sustaining situation. US Federal Law restricts this device to sale, distribution and use by or on the order of a physician.
- SleepSense sensors are for professional use only.
- SleepSense sensors may be used only in conjunction with an approved recording system.
- Discontinue use if sensor shows signs of wear, damage, or exposed metal.
- SleepSense sensors are only intended for use on healthy skin.